

Marlow Town Offices
167 NH Route 123
Marlow, NH 03456



Phone: 603-446-2245

Fax: 603-446-3806

E-mail:

marlowtownoffice@marlownh.gov

marlowclerk@marlownh.gov

marlowtaxcollector@marlownh.gov

Web: www.marlownh.gov

TOWN OF MARLOW

DRIVEWAY PERMIT

TO:

LOCATION:

CONTACT: Mr. Tony Davis

SPECIFICATIONS:

1. This permit requires the applicant to grade the drainage ditch to the 15" pipe for unobstructed flow, if needed.
2. One driveway entrance is permissible, 20' minimum in width. The driveway entrance may be flared as it approached the pavement. The driveway will also maintain a distance of 25' from boundaries.
3. The highway right-of-way line is located at the wall or 25' from the center of the road.
4. No parking, catering, servicing or structures, including buildings, permanent or portable signs, lights, displays, fences, walls, etc. shall be permitted within, on, over or under the highway right-of-way.
5. This permit does not grant or imply any right to trespass, cross, or perform work on land of others.
6. The applicant shall comply with all applicable local, state, federal requirement and permits. The applicant is responsible for obtaining any necessary wetlands permits and is liable for compliance with any permit conditions or requirements that the wetlands board may impose.
7. This permit relates solely to the use of the town right-of-way and is not determinative of any rights of flowage between private landowners or any approvals for utility installations.

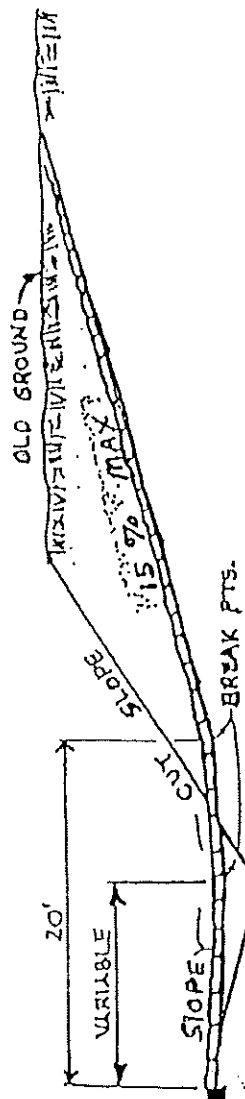
CONDITIONS:

1. Traffic must be maintained during the performance of the work. In accordance with the Instructions set out in the "Manual on Uniform Traffic Control Devices, Latest Edition." It shall be protected by suitable barricades, standard warning and advance warning lights, and proper lighting at night. Properly trained flag persons with vests and using STOP/SLOW paddles shall be provided whenever two way traffic cannot be maintained.
2. Driveway to be 90 degrees to the Town highway from the edge of the roadway pavement to the right-of-way line.
3. A twenty-foot (20') landing approach to the town highway will be required. See attached sheet for details.
4. The roadside embankment and vegetation must be appropriately modified and maintained to insure a minimum, all season safe sight distance of 200' by the applicant, the owner, and the owner's successor and assignees during construction and as long as this entrance is in use.
5. All slopes to be 4:1-6:1 preferred or match existing. Loam, seed, fertilize and mulch any disturbed areas with the Town right-of-way.
6. Applicant to install a 15" minimum galvanized corrugated steep pipe or smooth bore corrugated plastic pipe with appropriate sections. See attached for end section details.
7. Applicant to contact Town Office at 446-2245 or 446-3926 for a final inspection upon completion of driveway. (This permit shall be constructed to permit temporary access only until final acceptance of the modifications, and may be revoked in the event such modifications do not comply with the terms of this permit.)

APPROVED:

- SLOPES SHOULD NOT EXCEED 8 TO 10%.
- 2) COMMERCIAL DRIVES SHOULD NOT EXCEED 8%.
 - 3) OTHER DRIVES SHOULD NOT EXCEED 15%.
 - 4) DESIGNS COULD VARY FROM THOSE SHOWN, AT THE DISCRETION OF THE DEPARTMENT.


TYPICAL DRIVE PROFILE



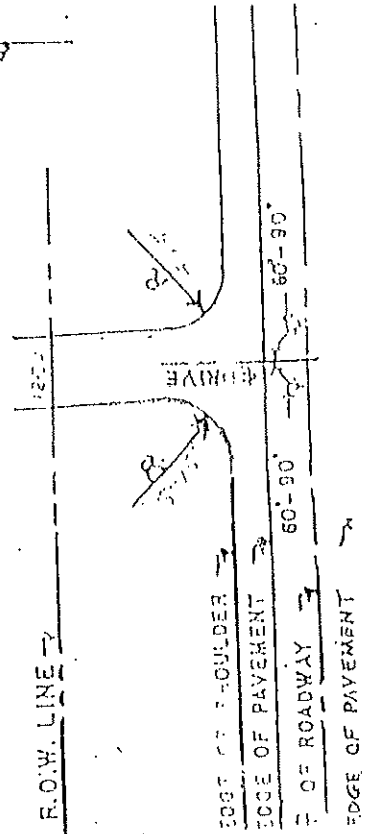
RURAL DRIVE IN CUT SECTION

AT THIS POINT, THE MOTOR VEHICLE OPERATOR MUST HAVE AN UNOBSTRUCTED VIEW OF 400' MINIMUM

Looking Both Directions



BREAK POINT SHOULD BE SAME ELEVATION AS EDGE OF SHOULDER



EDGE OF PAVEMENT

